

Dock Rite Floating Dock



Short Description

The Dock Rite floating dock is self adjusting were water levels fluctuate. Raising and lowering your dock is a thing of the past.

This style of dock works best when the lake bottom is too soft or deep for our other style docks.

Description



Dock Rite Floating Dock With Ramp

Perfect for use on lakes with deeper or changing water levels or a soft bottom. Shown with Titan Deck™.

Dock Rite Floating Style Dock.

This is the perfect solution to a lake bottom that is too soft or deep for other dock styles. The Dock Rite floating style dock system is precision welded for a durable and light-weight truss style frame for your dock. Instead of resting on the bottom of the lake, the floating dock is supported by floats filled with foam and rated at 685 pounds each. The Dock Rite Floating Dock is one of the most durable frames in the industry providing your family with a safe surface to walk on. It is an attractive design with four options for decking that are recessed into the dock frame. (see below)

Dock Rite Offers Design Features That Provide Years Of Worry Free Use.

The Dock Rite floating dock is perfect for deep water or lakes with soft bottoms. Floating docks are ideal for changing water conditions or when the lake bottom is soft. Standard post lengths are 10' and 7' with 2 inch posts.

- All floating docks start with an 8' ramp that is included in the overall length.
- Our floating docks are available in aluminum truss frames only.
- 1x2 dual center stringers for extra strength and support.
- Standard 26" x 48" 12" floats are foam filled and rated at 685 pounds each.
- The modular design is easy to expand or add slips.
- All of our aluminum products are backed by a 15 year structural warranty against defects in material and workmanship. All purchased materials will use the pass through warranty from the manufacturer of those products. Please see warranty statement for full details.

Decking Materials

SunWalk Docks™ Engineered Resin Dock Panels represent a new standard, in durability and cost. SunWalk Docks' four-way design gives you a pleasing, continuous pattern - whether in Straight, "T" or "L" shaped applications.

WoodBeam Resin Dock panel is the perfect low maintenance, simulated wood product for your next dock project. The deep wood grain finish gives you that wood look and feel while being maintenance free and easier to install.

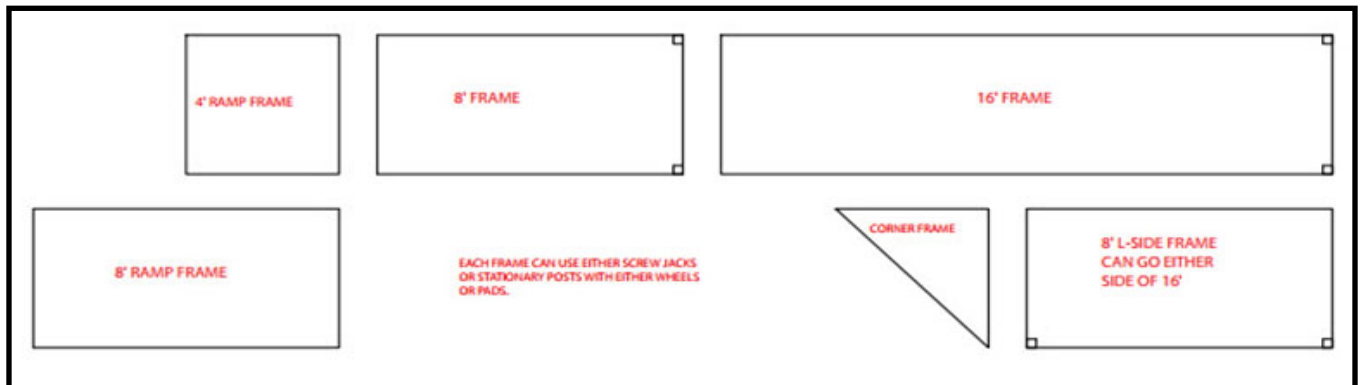
Titan Deck Made of 100% polypropylene plastic, Titan decking will never rot, warp, dent, splinter or bend and never needs painting or staining. It's UV protected, barefoot

friendly decking that stays cool to the touch even in extreme temperatures. Available in Tan or Gray.

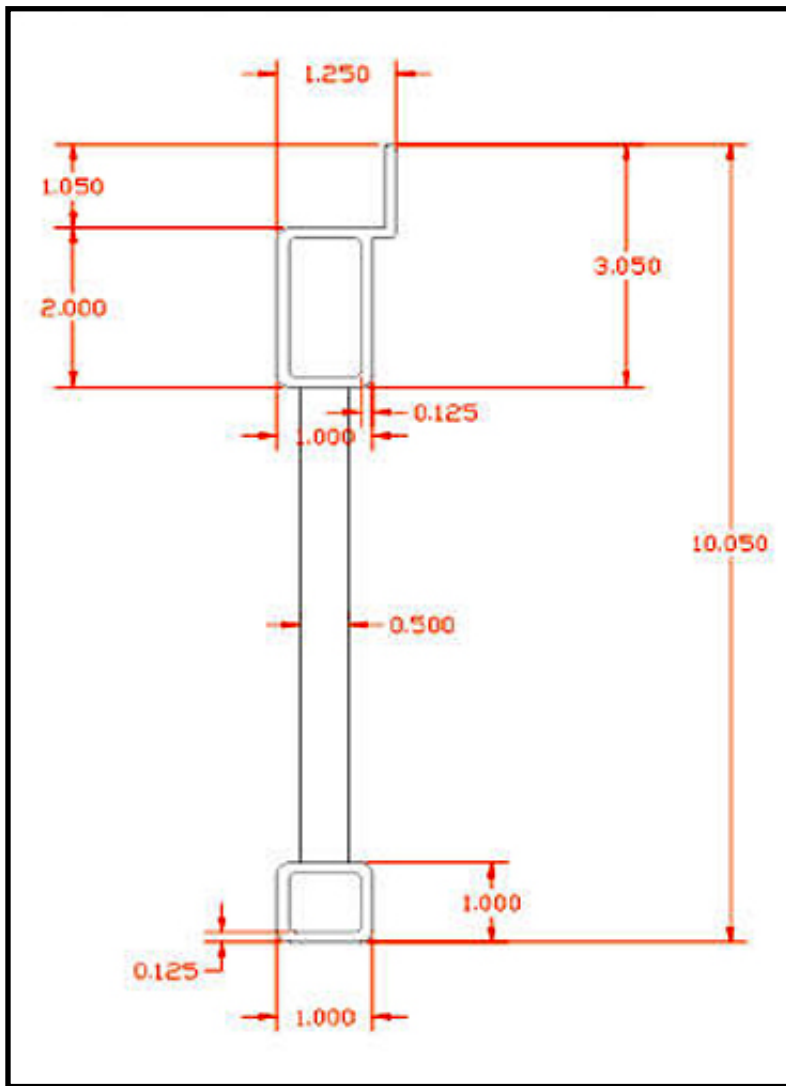
Aluminum Decking The ultimate maintenance free decking option. Tan powder coated Panels that stay cooler than wood or carpet.

[Click here to FIND A DEALER.](#)

Standard Truss Frame Schematics



Standard Truss Frames



Frame Dimension

Features



Sand Augers

Our sand augers come standard on all floating docks.

Decking Options




Sunwalk Superior Surfaces

45 Series

SunWalk Docks™ Engineered Resin Dock Panels represent a new standard in durability and cost. SunWalk Docks' four-way design gives you a pleasing, continuous pattern - whether in Straight, "T" or "L" shaped applications.


Wood Series

The **WoodBeam** Resin Dock panel is the perfect low maintenance, simulated wood product for your next dock project. The deep wood grain finish gives you that wood look and feel while being maintenance free and easier to install.



Titan Decking

Titan Deck is made of 100% polypropylene plastic. Titan decking will never rot, warp, dent, splinter or bend and never needs painting or staining. It is UV protected, barefoot friendly decking, that stays cool to the touch even in extreme temperatures. Available in Tan or Gray.



Aluminum Decking

The ultimate maintenance free decking option. Tan powder coated Panels that stay cooler than wood or carpet.